

BSF70 Folding Door System

The BSF70 Folding Door System gives maximum control over the style and operation of the doors. Multiple panels can be added to accommodate the unique design specifications of the building, with the option to open-in or out as required. The system's narrow profile ensures that maximum glazing is achieved, flooding spaces with natural light.

In addition to the inherent strength of aluminium, the BSF70 combines security hinges and locking mechanisms with a unique heavy-duty roller design to provide the security and reliability demanded in high traffic applications. The system also incorporates a pop out T-handle design that allows for square flush stacking panels when doors are fully open.



DESIGN FEATURES

- › Internally beaded with a softline or square detail to all external doors and panels
- › Four stainless steel wheels ensures smooth and consistent operation
- › Unique, flush line pop-out handle that allows maximum door opening and square stacking of panels
- › Tested to PAS 24 and certified under the Secured By Design scheme

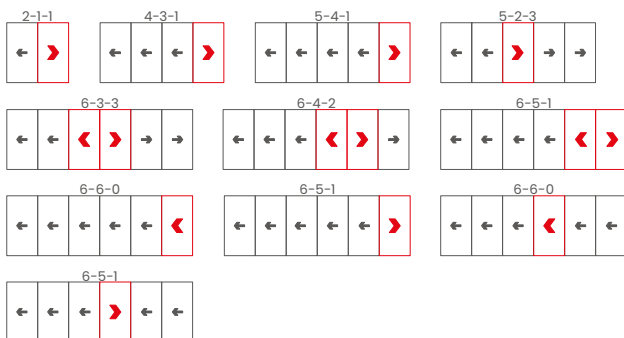
OPTIONS

- › Heavy-duty roller options
- › Chamfered and square bead options
- › Low threshold option that can be configured to achieve DDA and Part M compliance
- › Doors and panels can be used in a variety of configurations, style and design
- › All configurations are available in both open-in and open-out options
- › Full range of bespoke hardware available
- › Glazing sizing range of 24mm-40mm
- › Available in single or dual colour polyester powder coating, texture and anodised finishes

SPECIFICATIONS

	BSF70	BSF70 HD
PERFORMANCE AND ACCREDITATIONS		
U-Value (Double Glazing) (Ug: 1.0 W/m²K)	1.6 W/m²K	1.6 W/m²K
U-Value (Triple Glazing) (Ug: 0.7 W/m²K)	1.4 W/m²K	1.4 W/m²K
Air Permeability (Standard Threshold)	Class 4 (600 Pa)	Class 4 (600 Pa)
Water Tightness (Standard Threshold)	Class 9a (600 Pa)	Class 9a (600 Pa)
Wind Resistance	Class AE2400 (2400 Pa)	Class AE2400 (2400 Pa)
Security	PAS 24 & SBD	PAS 24 & SBD
Cycle Testing	50,000	50,000
3rd Party Certification Q-Mark	✓	✓
SYSTEM		
Depth	70mm	70mm
CONFIGURATIONS		
Opening	Open-In & Open-Out	Open-In & Open-Out
SIZE AND WEIGHT LIMITS		
Max Leaf Height	2400mm	2400mm
Max Leaf Width	1200mm	1200mm
Max Vent Weight	100kg	130kg
GLAZING		
Glazing Options	Internal Bead	Internal Bead
Glazing Thickness	24mm-40mm	24mm-40mm
SYSTEM FEATURES		
Single Colour	✓	✓
Dual Colour	✓	✓
Textured Finish	✓	✓
Anodised Finish	✓	✓
Multi-Point Locking	✓	✓
Sightline (Head)	110mm	110mm
Sightline (Cill)	130mm	130mm
Sightline (Jamb)	110mm	110mm
Sightline (Meeting Stile)	140mm	140mm

CONFIGURATIONS



KEY



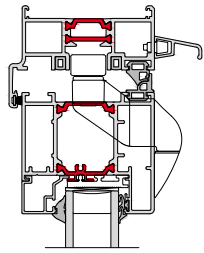
OTHER OPTIONS AVAILABLE



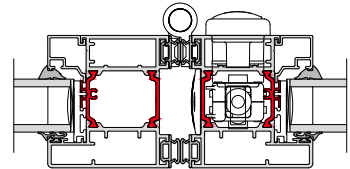
CAD CROSS SECTIONS AND THERMAL PROFILE

Additional details are available on request.

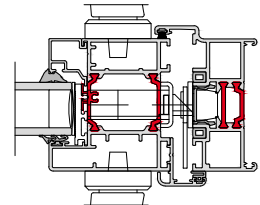
BSF70 Head



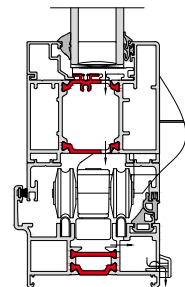
BSF70 Interlock



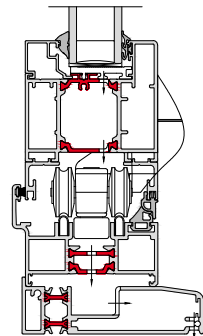
BSF70 Locking Jamb



BSF70 Face Drainage



BSF70 Cill and Subcill



BSC70 Thermal Profile

